

WELCOME

TO



This is an Education Platform

We provide Free PDF Notes and Videos Classes for Pharmacy Students

Web Site <http://www.fdspharmacy.in/>

You tube <https://www.youtube.com/channel/UC77iEsiuZolU4pB8WAJIR5Q>

What app <https://chat.whatsapp.com/IzSgXtFEvhS4LN5xhUgq5z>

Telegram <https://t.me/+cvxm17xSloA4MjVI>

Face book <https://www.facebook.com/Fdspharmacy-105764311994440/>

E-mail fdspharmacyinfo@gmail.com

Diploma in Pharmacy 2nd Year

Community Pharmacy & Management

Experiment

Preparation of dispensing labels and auxiliary labels for the prescribed medications.

Aim:

Preparation of dispensing labels and auxiliary labels for the prescribed medications.

Reference :

‘ Dr. Gupta G.D. , Dr. Sharma Shailesh, Dr. Gupta Richa, “Practical Manual of Community Pharmacy and Management” Published by Nirali Prakashan, Page no 9 - 12

Theory :

Preparation of Dispensing Labels: The following information should be provided by the label on the dispensed medicines:

- 1) **Name and Address of the Patient:** The first name(s) or initial(s) and surname of the patient should be put on the label of each dispensed medicine to avoid confusion with other members of the patient's family who might be taking similar medicines.
- 2) **Name and Address of the Supplier and Date of Supply:** The name and address of the pharmacy from where the drug is dispensed is pre-printed on the labels. The supply date is also mentioned on the label.
- 3) **Precise Details Regarding the Contents of Container when Dispensed:**
 - i) **Name of the Medicine:** The name and strength of the dispensed medicine is mentioned on the label for safety purpose. The preparation name written by the prescriber (whether proprietary

name, non-proprietary name, official drugs given in I.P., B.P., U.S.P., B.P.C., B.N.F., etc.) should be on the label.

- ii) **Strength of the Medicine:** The medication strength should be on the label if preparations are available in different strength. If an official preparation has its strength mentioned in the monograph, the official publication can be referred on the label, e.g., Calamine Lotion I.P., Sulphur Ointment 1.P., Tannic Acid Glycerine 1.P., etc. However, if the strength of an official preparation is not stated in the monograph, then its strength should be included in the label, e.g., Chloramphenicol Oral Suspension I.P., Chlorohexidine Cream I.P., and Aminophylline Suppositories.
- iii) **Quantity in the Container:** The total quantity of the medication dispensed in the container should be given on the label. If more than one container with the same medicine is dispensed, the amount in each container should be mentioned on the label.

4) Storage Conditions and Shelf-Life of the Product:

- i) **Temperature:** There are many products that need to be stored in a cool place below 15°C temperature. High temperature can damage pessaries and suppositories that are designed to melt at body temperature. Immunological products and insulin injections should be stored between 2-8°C temperatures. Formaldehyde should be stored in a moderately warm place.
- ii) **Humidity:** The solid unit dosage forms that need to be protected from moisture should be dispensed in air- and moisture-proof containers. The patients should be guided to replace the cap after every use. Powdered dosage forms should be stored in a dry place.
- iii) **Light:** The light-sensitive products should be stored in amber-coloured containers, which should be further stored in cardboard

boxes. Even the light-resistant containers should not be exposed to direct sunlight.

5) Instructions to the Patient:

- i) **Directions:** The prescriber writes in the prescription the directions for use including the dose, frequency, timing, and route of the drug administration.
- ii) **Shaking of the Bottle:** Emulsions, suspensions, and aerosols for internal or external use should be shaken well before use to make the preparation homogeneous. Thus, this instruction should be provided on the label of such preparations to ensure dosage accuracy.
- iii) **Take with Water:** Mixtures that can cause gastrointestinal irritation or mixtures for geriatrics having a dose of 10ml or more should be diluted with water before administration. Medicines for paediatrics having a dose of 5ml are not diluted; however, the preparations causing irritation need to be diluted.

Dispensing Label of Sodium Alginate Gel I.P. (250ml)			
Sodium Alginate Gel I.P. (250ml)			
R _x		Ingredient	Quantity
Brand Logo FOR EXTERNAL USE ONLY		Calcium chloride solution	50ml
		Copper chloride solution	50ml
		Sodium alginate Solution	5ml
Mfg. date: 11/21	Lic No.: ABCD 004	Sodium chloride solution	50ml
Exp. date: 11/24		Purified water	q.s.
Batch No.: 4324			
Storage: Store at 4°C in air tight container.			

Dispensing Label of Calamine Lotion (I.P.) (100ml)

Calamine Lotion (I.P.) (100ml)		Ingredient	Quantity
R _x	Brand Logo	Calamine	3gm
		ZnO	1gm
		Bentonite	0.6gm
		Glycerine	1ml
		Purified water	q.s.
FOR EXTERNAL USE ONLY			
Mfg. date:	11/21		
Exp. date:	11/24		
Lic No.:	K72PO		
Batch No.:	00015		
Storage: Store at room temperature away from moisture and heat			

Dispensing Label of Castor Oil (I.P.) (30ml)

Castor Oil I.P. (30ml)		Ingredient	Quantity
R _x	Brand Logo	Castor oil	8ml
		Acacia Purified	2gm
		Water	q.s.
Mfg. date:	11/21	Caution: Keep away from sunlight	
Exp. date:	11/24		
Lic No.:	001423		
Batch No.:	PNB003		
Storage: Keep at room temperature and away from light			


Dispensing Label of Piperazine Citrate Elixir I.P. (100ml)

Piperazine Citrate Elixir I.P. (100ml)					
R _x	Brand Logo		Ingredient	Quantity	
			Piperazine citrate	18gm	
			Chloroform spirit	0.5ml	
			Glycerine	10ml	
Mfg date:	XYZ	Exp. date	0012	Orange oil	0.025ml
Lic. No.:	00432	Batch No.	4532	Syrup	50ml
Strength: 18%w/v				Purified water	q.s.
Storage: Store at room temperature					

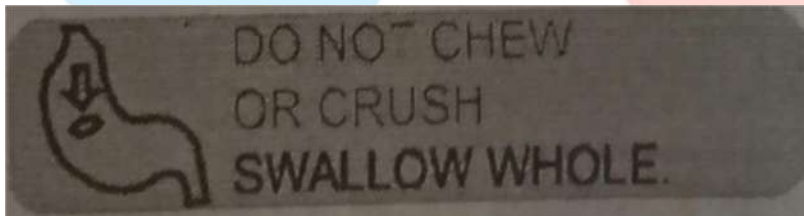
Auxiliary Labels

They are the cautionary labels that are added to a dispensed drug in order to give the patient more information on the safe administration, use, and storage of their drugs.

Examples of Common Auxiliary Labels



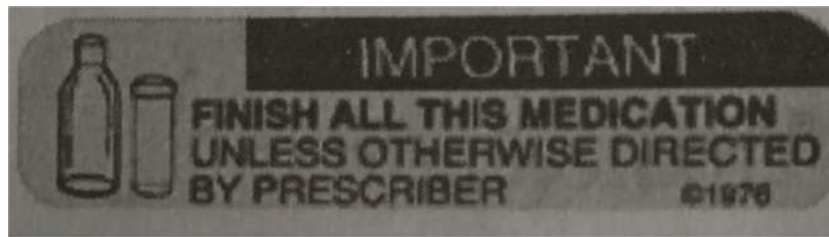
The drugs should be shaken before use



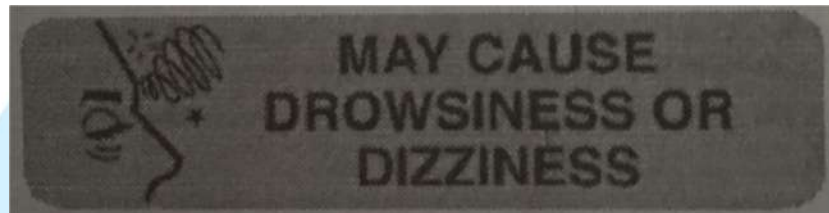
Do Not Chew or Crush - Swallow whole: A protective coating on some tablets and capsules enables the medication to be delivered gradually. The protective coating should not be crushed or chewed because it will destroy and the drug will then all be released at once, which can be dangerous.



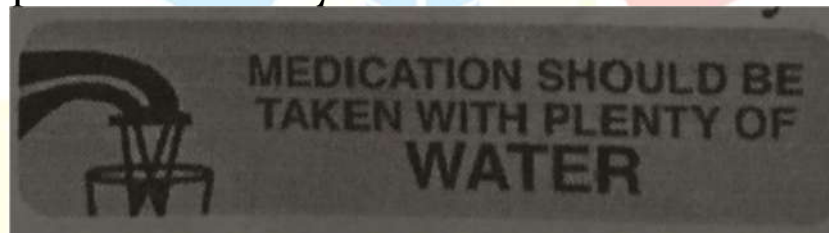
Do not Drink Milk or Eat Dairy Products: The amount that various drugs are absorbed into the body can be reduced by calcium, antacids, and iron. Medication should be taken for at least 1 hour before or after these products to avoid this. Calcium is found in dairy products and multivitamins. Iron can be found in multivitamins, iron supplements, and some meals



Finish all this Medication: It is important to fulfil the entire prescription for some drugs, particularly for antibiotics.



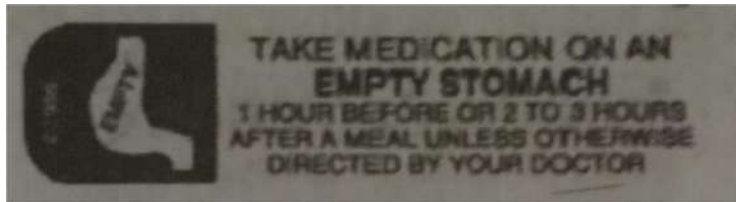
May Cause Drowsiness : Some drugs may cause drowsiness, making it dangerous to operate machinery or drive a car. These effects may be worse by alcohol.



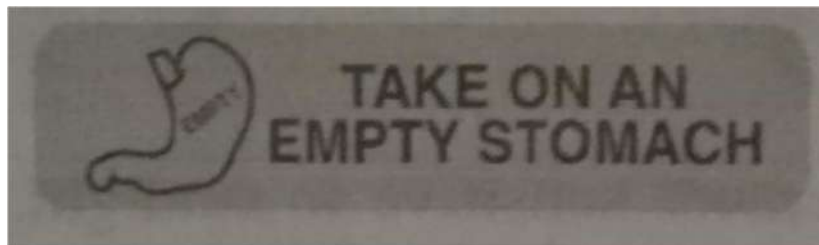
Medication Should be Taken with Plenty of Water : A full glass of water should be taken with drugs. Water can help the body better absorb the drug and lessen side effects like sore throats.



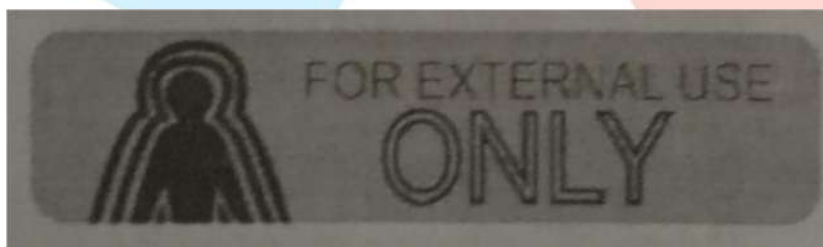
Take with Food : Drugs should be taken with meal or a snack. Some medications can be better absorbed into the body when taken with food, and taking medications with food can help minimise adverse effects including nausea and upset stomach.




Take Medication on an Empty Stomach : Taking some drugs on an empty stomach allows for improved absorption into the body. These drugs should be taken at least an hour before or two hours after eating.



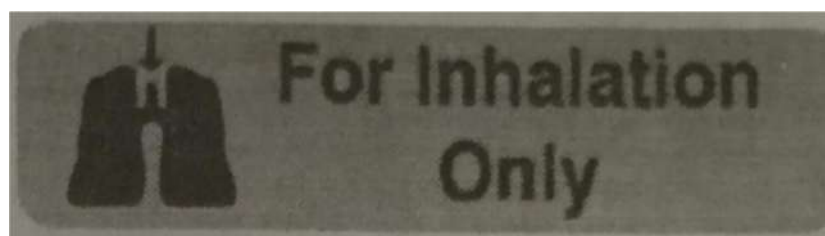
The drugs should be taken on an empty stomach to react according to the intended-effective rate.



This drug should only be applied externally. It could have negative consequences or possibly poison.




This drug should only be taken orally. Other methods of utilising this drug will not be effective.



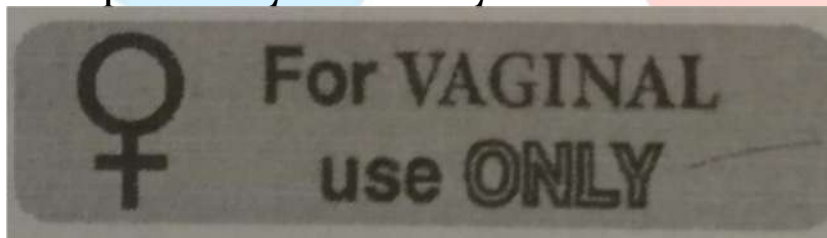
This drug should only be inhaled. Other methods of utilising this drug will not be effective




This drug should only be used for treating ear-related problems if not specifically advised by a doctor.




This drug should only be used for treating eye-related problems if not specifically advised by a doctor.



This drug is only used to treat vaginal-related problems unless particularly prescribed by the doctor.



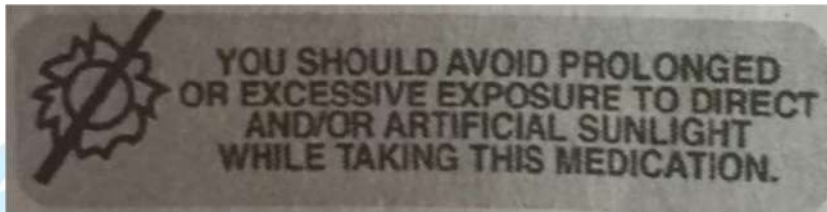
The drugs should not be taken orally.



The tablet should be chewed before swallowing for the optimal results



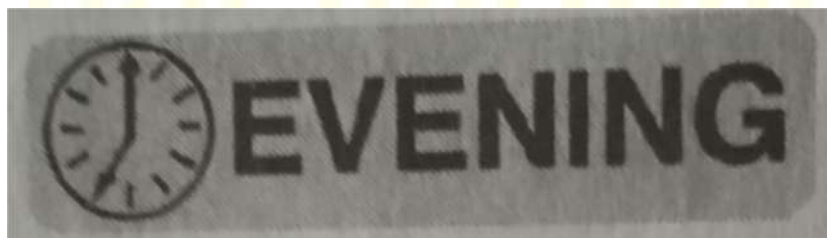
The drugs should be diluted before use.




This drug may make skin more sensitive to sunlight. It should be avoided from prolonged exposure to both direct and artificial sunlight.




The drugs should be taken in the morning.




The drugs should be taken in the evening.



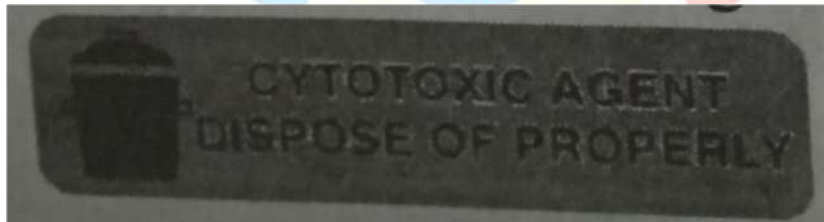
The drugs should be kept frozen.



When this drug is exposed to sunshine, its effectiveness is reduced. It should be stored away from direct sunlight.



Discoloration of urine and faeces will be caused due to this medication. The patient should not fear if the colour of faeces changes.



Cytotoxic agents are present in the apparatus or container, so it should be disposed properly. The pharmacist should be consulted about the suitable disposal techniques.

Result :

Dispensing labels and auxiliary labels for the prescribed medications was prepared.

Hello

Friends

**If you Get Any Help From This Notes /
Videos**

Next You Turn To Help Us

Please Contribute Some Amount

To Our

FDSPharmacy Team

Phone Pe 6398439940

Paytm 6398439940

Google Pay 6398439940



Amir Khan

Thank You

Keep Supporting