

# WELCOME

# TO



This is an Education Platform

We provide Free PDF Notes and Videos Classes for Pharmacy Students

Web Site <http://www.fdspharmacy.in/>

You tube <https://www.youtube.com/channel/UC77iEsiuZolU4pB8WAJIR5Q>

What app <https://chat.whatsapp.com/IzSgXtFEvhS4LN5xhUgq5z>

Telegram <https://t.me/+cvxm17xSloA4MjVI>

Face book <https://www.facebook.com/Fdspharmacy-105764311994440/>

E-mail [fdspharmacyinfo@gmail.com](mailto:fdspharmacyinfo@gmail.com)

# Diploma in Pharmacy 2<sup>nd</sup> Year

## Community Pharmacy & Management

### Experiment

To study appropriate handling with correct administration techniques of suppositories.

#### Aim:

To study appropriate handling with correct administration techniques of suppositories.

#### Reference :

‘ Dr. Gupta G.D. , Dr. Sharma Shailesh, Dr. Gupta Richa, “Practical Manual of Community Pharmacy and Management” Published by Nirali Prakashan, Page no 1 – 4

#### Theory :

→ semisolid dosage forms meant for insertion into the body cavities like rectum, vagina, or urethral tract. When inserted into the body, they melt, disintegrate, or dissolve at the body temperature.

#### Handling and Administration Technique of Rectal Suppositories

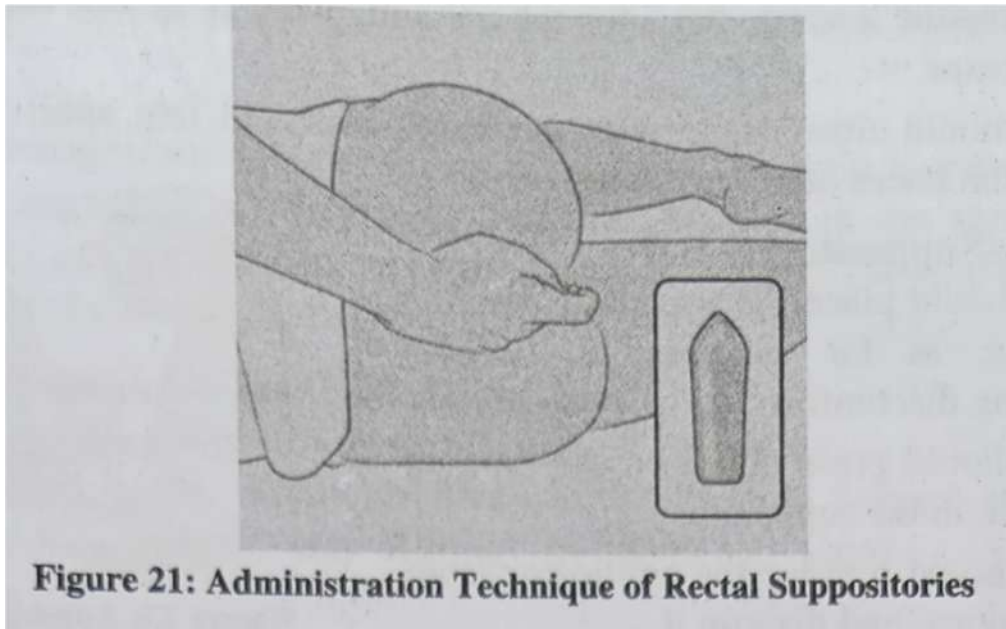
##### 1) Get Prepared :

- The patient should try to pass stool to empty the colon, as the suppository fixation with when the bowel is empty.
- He/she should use a clean, single-edge razor blade to cut the suppository lengthwise if required.
- He/she should use a disposable glove, if necessary.

##### 2) Get Ready to Insert the Suppository :

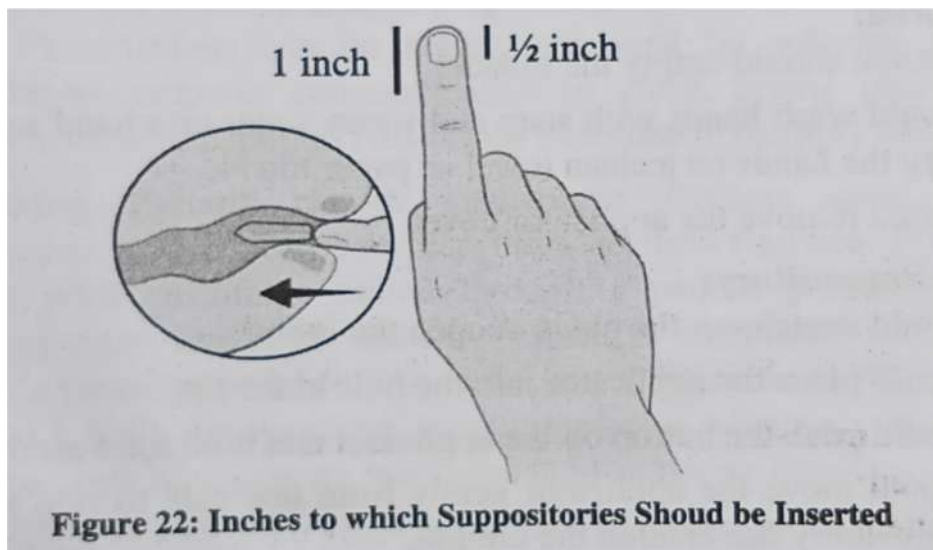
- He/she should dip the tip of suppository in water or apply a small amount of water-based lubricant, like K-Y Jelly. The suppository slides into the rectum more readily with the help of a lubricant.
- He/she should remove clothing from the lower half of the body.

- He/she should find the proper position by either standing up with one foot on a chair or lying down on one side with the top leg slightly bent toward the stomach



### 3) Insert the Suppository :

- He/she should relax the muscles of the buttocks and open the cheeks.
- He/she should insert the suppository gently into the anus, first at narrow end.
- It should be pushed about 1 inch for adults, or half an inch for infants.
- In older children, the suppository should be pushed about half to one inch depending on their size



#### 4) Relax and Clean Up :

- He/she should sit or lie still for 10 minutes after injecting the suppository. It will take time for the suppository to dissolve in the body while remaining still. During this moment, parents should hold child's buttocks closed.
- He/she should dispose all materials, including the tissue paper and suppository wrapper.
- He/she should wash hands thoroughly with soap and warm water.

He/she should avoid passing stool up to 60 minutes after inserting the suppository, unless it is a laxative. The drug has enough time to reach the bloodstream and begin acting if stool is not passed.


## Handling and Administration Technique of Vaginal Suppositories

### 1) Get Prepared :

- The patient should wash hands with soap and warm water or use a hand sanitiser. He/she should dry the hands on a clean towel or paper towel
- She should unwrap the suppository and place it in the supplementary applicator.
- She should either stand with the knees bent and feet apart or lie down with the knees bent toward the chest.

### 2) Insert the Suppository :

- She should place the applicator into the vagina, as far as possible, without causing discomfort.
- She should press down on the plunger to push in the suppository.
- She should remove the applicator from the vagina, and dispose it.



### 3) Relax and Clean Up :

- She should lie down for 10 minutes to allow the drug to absorb into the body
- She should wash hands with soap and warm water.

## Handling and Administration Techniques of Urethral Suppositories

### 1) Get Prepared :

- The patient should empty the bladder
- He should wash hands with soap and warm water or a hand sanitiser and then dry the hands on a clean towel or paper towel.
- He should remove the applicator cover

### 2) Insert the Suppository :

- He should stretch out the penis to open the urethra.
- He should place the applicator into the hole at the tip. ii
- He should push the button on the applicator and hold for 5 seconds.
- He should move the applicator gently from one side to side to confirm the suppository has entered the urethra.
- He should remove the applicator

### 3) Relax and Clean Up :

- He/she should massage the stretched penis firmly to promote drug absorption.
- He/she should dispose the applicator and any other materials.
- He/she should again wash hands with soap and warm water

## Result :

Appropriate handling with correct administration techniques of suppositories was studied.

**Hello**

**Friends**

**If you Get Any Help From This Notes /  
Videos**

**Next You Turn To Help Us**

**Please Contribute Some Amount**

**To Our**

**FDSPharmacy Team**

**Phone Pe 6398439940**

**Paytm 6398439940**

**Google Pay 6398439940**



Amir Khan

**Thank You**

**Keep Supporting**