

WELCOME

TO



FDSPharmacy

Learn and Educate

This is an Education Platform

We provide Free PDF Notes and Videos Classes for Pharmacy Students

Web Site <http://www.fdspharmacy.in/>

You tube <https://www.youtube.com/channel/UC77iEsiuZolU4pB8WAJIR5Q>

What app <https://chat.whatsapp.com/IzSgXtFEvhS4LN5xhUgq5z>

Telegram <https://t.me/+cvxm17xSloA4MjVI>

Face book <https://www.facebook.com/Fdspharmacy-105764311994440/>

E-mail fdspharmacyinfo@gmail.com

Diploma in Pharmacy 1st Year

Pharmaceutical Chemistry

Experiment

To study the general glassware used in lab.

Aim:

To study the general glassware used in lab.

Reference :

‘ Dr. Gupta G.D. , Dr. Sharma Shailish , Kaur Baljeet ’ “Practical Manual of Pharmaceutical Chemistry” Published by Nirali Prakashan, Page no 1 - 4

Requirements:

Apparatus Required: Beaker, measuring cylinder , conical flask, Burettes, burette stand, volumetric flask, spatula, watch glass, etc,


Theory: General glassware's and their uses:

1. **Burette:** A piece of glassware used for carefully measured volume of a liquid Reagent comes in various sizes, consists of calibrated tube. These are available in capacities of 1-100 ml. These are long graduated tubes of uniform bore and are closed at lower end by a stopcock. These are also used to store corrosive reagents.
2. **Pipettes :** A piece of glassware used for measuring the volume of liquid comes in various sizes. All pipettes are designed for transfer of known volumes of liquids from one container to another. We have two types of pipettes:
 1. **Volumetric or transfer pipette:** Have one calibration mark and are used to deliver a single specific volume or fixed volumes of liquids, quite accurately.
 2. **A measuring or graduated pipette or mohr pipette:** It along with its length in convenient units.

3. **Graduated cylinder**: A piece of glassware used to measure approximate volume of liquids.
4. **Volumetric flask**: A piece of glassware manufactured with capacities ranging from 5 ml to 5 litres and is usually calibrated to contain the specified volume when filled to the calibration ring on the neck.
5. **Conical flask (Erlenmeyer flask)**: It is a piece of glassware comes in various sizes used for: a) Titration b) Filtration c) Distillation d) Heating and evaporation.
6. **Beaker**: A piece of glassware comes in various sizes used for:
 1. Dissolving the samples
 2. Transfer the solution.
7. **Stirring glass rod**: A piece of glassware in various sizes used for:
 1. Insolubility mixed solute with solvent.
 2. In decantation.
 3. Collecting the ppts.
8. **Watch glass**: A piece of glassware in various sizes using in:
 - a) Weighing non-hygroscopic material.
 - b) Covering the beaker that contains heat solution.
 - c) Covering the beaker during heat solution.
9. **Spatula**: A piece of lab used for transfer of solid material from a reagent bottle, manufactured from steel and ceramic materials.
10. **Brush**: A piece of lab tool used for cleaning the glassware in various sizes
11. **Burette stand**: It is also called as clamp stand intended to support various equipment and glassware like: burette. Test tubes and flasks.
12. **Clamp**: It is a scientific equipment used to hold and secure a burette on a stand
13. **Funnel**: A piece of glassware used for:
 - Transfer the liquid.
 - Filtration.

Result: Hence the general glasswares used in the lab were well studied

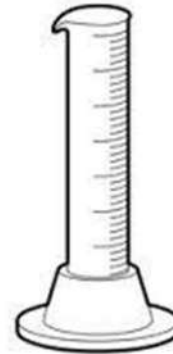
Diagram Draw on left side of Plane page



Burette




Pipettes



graduated cylinder

shutterstock.com · 673752133



Beaker



Funnel



Watch glass



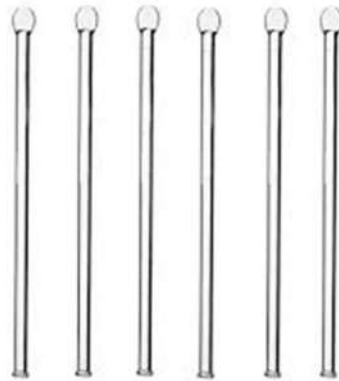
Volumetric flask



Burette stand



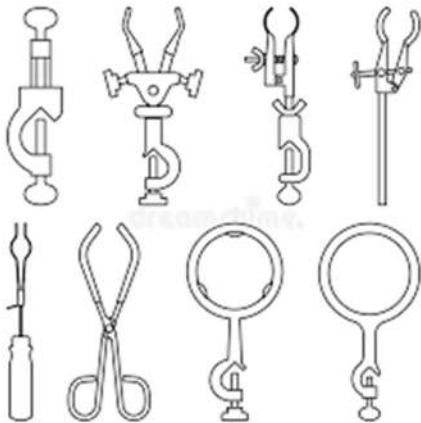
Spatula



Stirring glass rod



Brush



Clamp



Conical flask

Hello

Friends

**If you Get Any Help From This Notes /
Videos**

Next You Turn To Help Us

Please Contribute Some Amount

To Our

FDSPharmacy Team

Phone pe 6398439940

Paytm 6398439940

Google Pay 6398439940



Amir Khan

Thank You

Keep Supporting